

# Menzis Portfolio 2023Q3

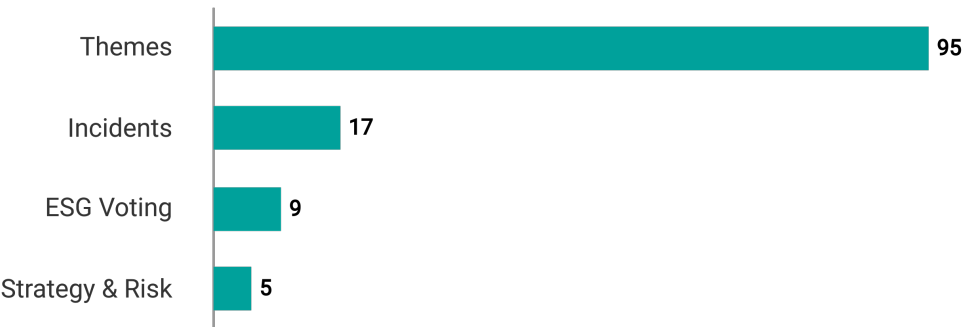
## Engagement Overview

An overview of engagement activity within a selected portfolio or universe.

10%	117	1	0%
<b>Engaged Holdings</b>	<b>Total Engagements</b>	<b>Achievements</b>	<b>AGMs Assessed</b>
85 out of 866 companies	As of January 31, 2024	Year to date engagement achievements	0 out of 0 companies
Current % of companies engaged in the selected portfolio.	Current number of active engagements in the selected portfolio.	Combined total of positive developments and/or milestones achieved in the current calendar year.	Current % of company AGMs assessed in the selected portfolio in the current calendar year.

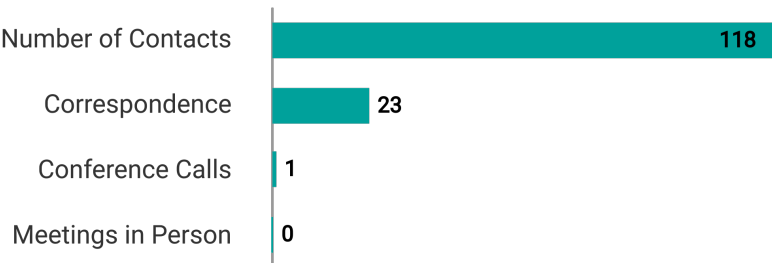
## Stewardship by Focus Area

A breakdown of current stewardship activity by focus and objective.



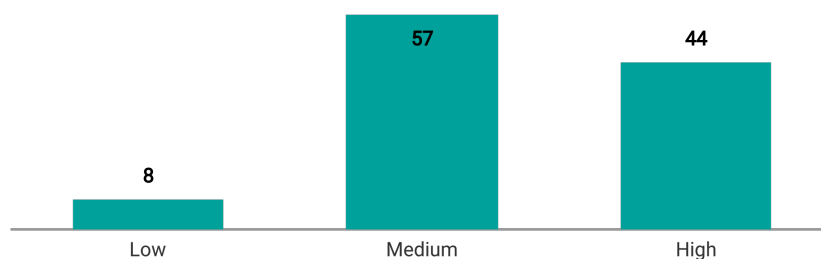
## Dialogue Statistics

Summary of engagement activities with company touchpoints in the current calendar year.



## Performance Overview

A combination of company response to engagement and progress on the issue/focus of engagement.



---

## Stewardship by E, S or G

Company by ESG issue and objective. Stewardship can cover one or more issues and objectives reflected in overlapping issue statistics.

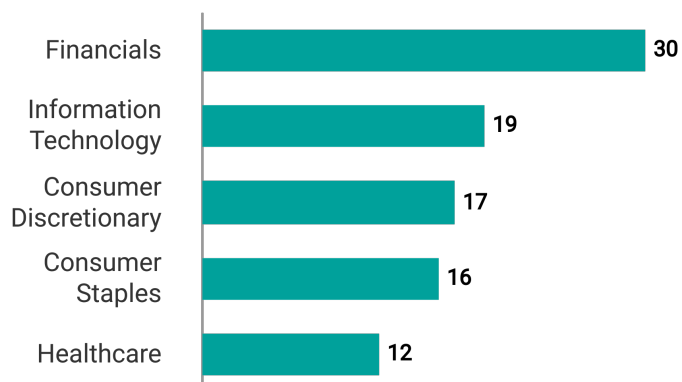


Overlapping Issues: 59

---

## Top 5 Engaged Sectors

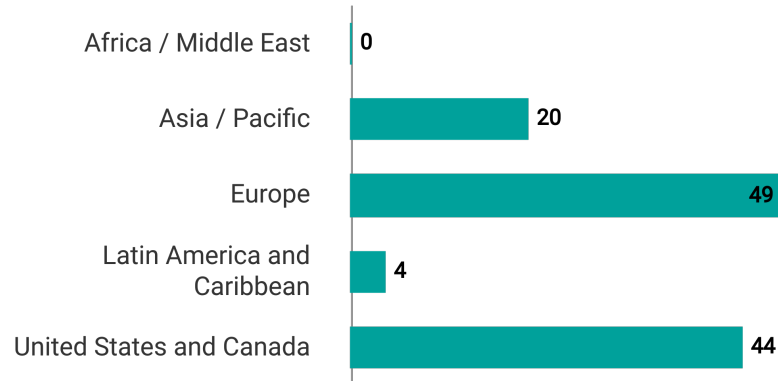
Companies engaged by sector.



# Menzis Portfolio 2023Q3


## Engagements by Region (HQ)

Companies engaged by geographic region.



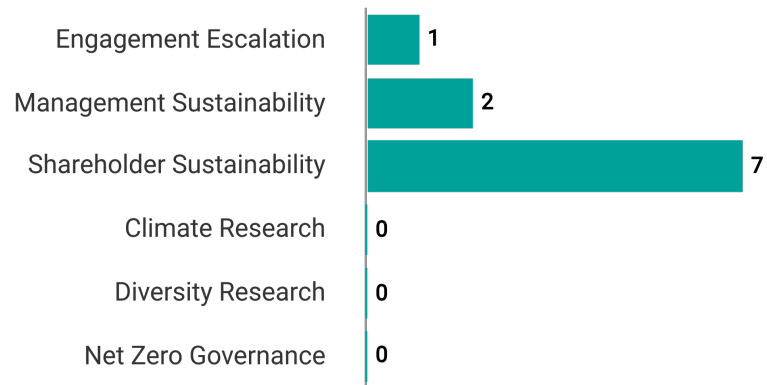
## Top Engagements per SDG

Engagement dialogue and activity mapped to applicable SDGs. Each dialogue can be mapped to one or more SDGs.



## Voting Signals/Recommendations

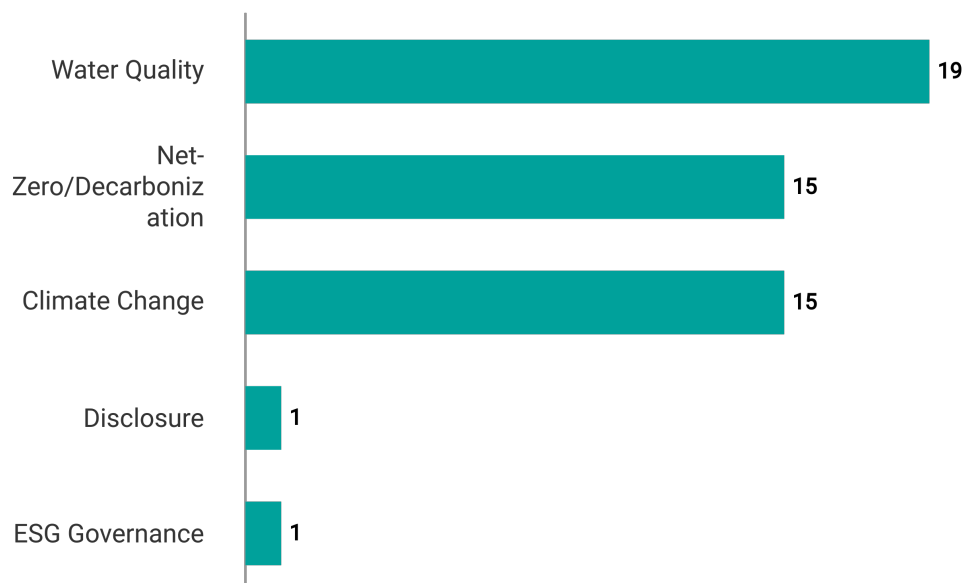
Summary of vote recommendations based on sustainability as well as research and engagement escalation signals.



---

## Top 5 ESG Topics

Topics in scope of engagement dialogue. Engagements can cover several topics.



## Notice and Disclaimer

This Report has been produced for Stichting Beleggingen Menzis and includes statistical information about Sustainalytics' engagement activities in respect of companies in Stichting Beleggingen Menzis portfolio in 2024. Sustainalytics is not responsible for information supplied by Stichting Beleggingen Menzis, regardless if derived from the client or from a third party, provided for the purpose of this report and/or included herein, and Stichting Beleggingen Menzis bears all risks associated with the use and (re)distribution of such information. Sustainalytics shall have no liability hereunder for any use of the information provided by the client. Stichting Beleggingen Menzis agrees and acknowledge that it is its responsibility to obtain all relevant licenses for use, reproduction, extraction and redistribution of any information made available to Sustainalytics.

**Copyright © 2024 Sustainalytics, a Morningstar company. All rights reserved.**

The information, methodologies, data and opinions contained or reflected herein are proprietary of Sustainalytics and/or content providers, intended for internal, non-commercial use and may not be copied, distributed or used in any other way, including via citation, unless otherwise explicitly agreed in writing. They are provided for informational purposes only and (1) do not constitute an endorsement of any product, project, investment strategy or consideration of any particular environmental, social or governance related issues as part of any investment strategy; (2) do not constitute investment advice, nor represent an expert opinion or negative assurance letter; (3) are not part of any offering and do not constitute an offer or indication to buy or sell securities, to select a project or make any kind of business transactions; (4) are not an assessment of the issuer's economic performance, financial obligations nor of its creditworthiness; (5) are not a substitute for professional advice; (6) past performance is no guarantee of future results; (7) have not been submitted to, nor received approval from, any relevant regulatory bodies. These are based on information made available by the issuer and/ or by third parties subject to continuous change and therefore are not warranted as to their merchantability, completeness, accuracy, up-to-datedness or fitness for a particular purpose. The information and data are provided "as is" and reflects Sustainalytics' opinion at the date of its elaboration and publication.

Neither Sustainalytics/Morningstar nor their content providers accept any liability from the use of the information, data or opinions contained herein or for actions of third parties in respect to this information, in any manner whatsoever, except where explicitly required by law. Any reference to content providers' names is for appropriate acknowledgement of their ownership and does not constitute a sponsorship or endorsement by such owner. A list of our content providers and their respective terms of use is available on our website. For more information visit <http://www.sustainalytics.com/legal-disclaimers>.

Sustainalytics may receive compensation for its ratings, opinions and other deliverables, from, among others, issuers, insurers, guarantors and/or underwriters of debt securities, or investors, via different business units. Sustainalytics believes it has put in place appropriate measures designed to safeguard the objectivity and independence of its opinions. For more information visit [Governance Documents](#) or contact [compliance@sustainalytics.com](mailto:compliance@sustainalytics.com).